

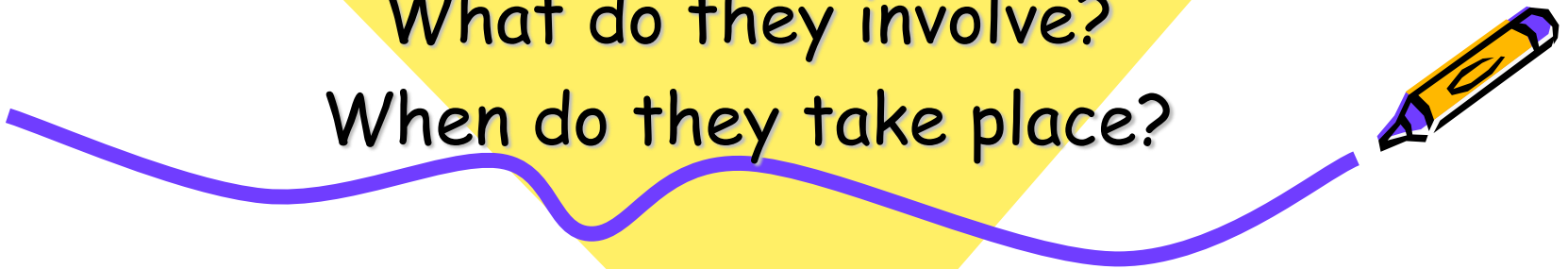


# Key Stage 1 SATs

What are SATs?


What do they involve?

When do they take place?



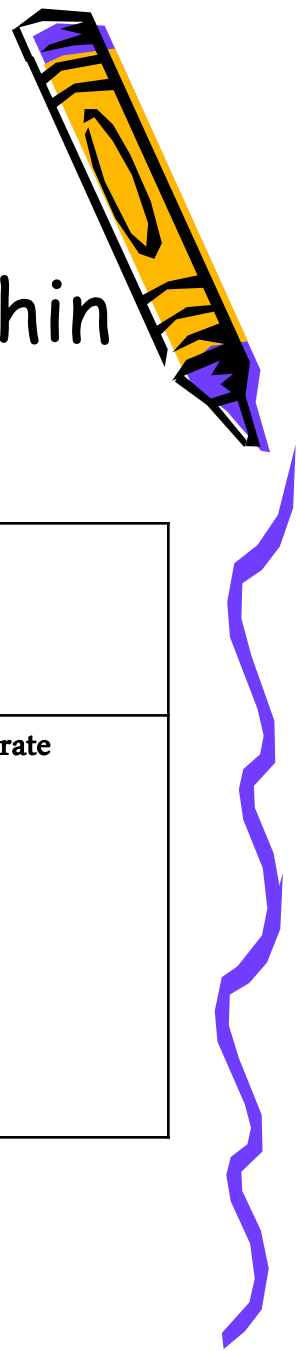
# What are SATS?

- **S**tandard **A**ssessment **T**ests.
- Carried out during the month of May.
- Children are formally assessed in reading, spelling and grammar and mathematics.
- The tests are used to inform final teacher judgements.



# READING

- There are two different papers within reading.




<b>Paper 1</b>	<b>Paper 2</b>
<p>Combined reading and answer booklet. ( a selection of fiction and non-fiction texts 400 – 700 words).</p> <p>Recommended time 30 minutes</p>	<p>Children have a reading booklet and a separate answer booklet . ( a selection of texts 800 --- 1100 words).</p> <p>Recommended time 40 minutes</p>



# READING

- Those children who did not pass their phonics screening check in Year 1 will need to re-take the test in June.



# English grammar, punctuation and spelling test



<b>Paper 1</b>	<b>Paper 2</b>
Spelling – 20 words  Recommended time 15 minutes	Questions – grammar, punctuation and vocabulary  Recommended time 20 minutes



# English grammar, punctuation and spelling test Paper 2



Grammatical terms/word classes.

Noun

Verbs

Adjectives

Adverbs



# English grammar, punctuation and spelling test Paper 2



## Function of sentences.

Statements


Questions

Commands

Exclamations



# English grammar, punctuation and spelling test Paper 2



Combining words, phrases and clauses

Sentences

Noun phrases

Co-ordinating conjunctions

Subordinating conjunctions





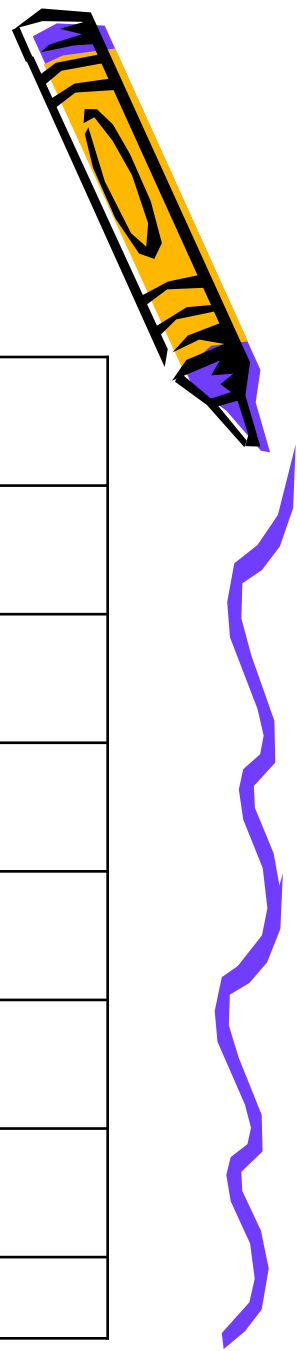
# English grammar, punctuation and spelling test Paper 2



Verb tenses and consistency	
Simple past and simple present	
Present and past progressive	
Tense consistency	



# English grammar, punctuation and spelling test Paper 2



## Punctuation

Capital letters


Full stops

Question marks

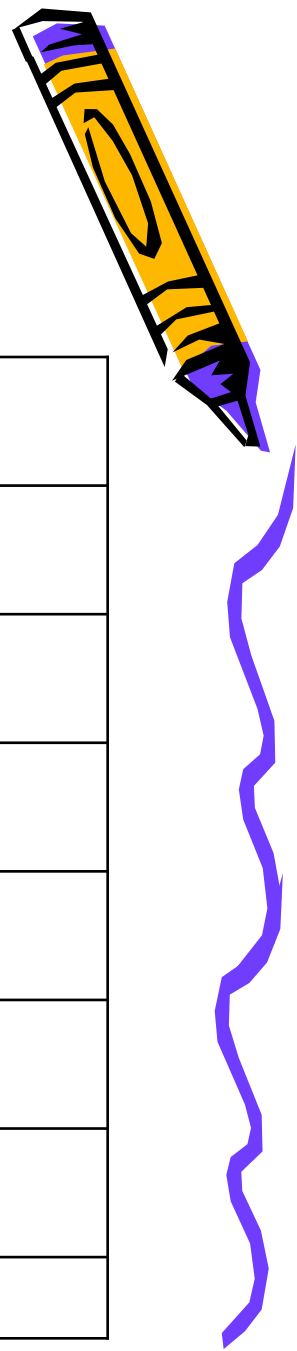
Exclamation marks

Commas in list


Apostrophes



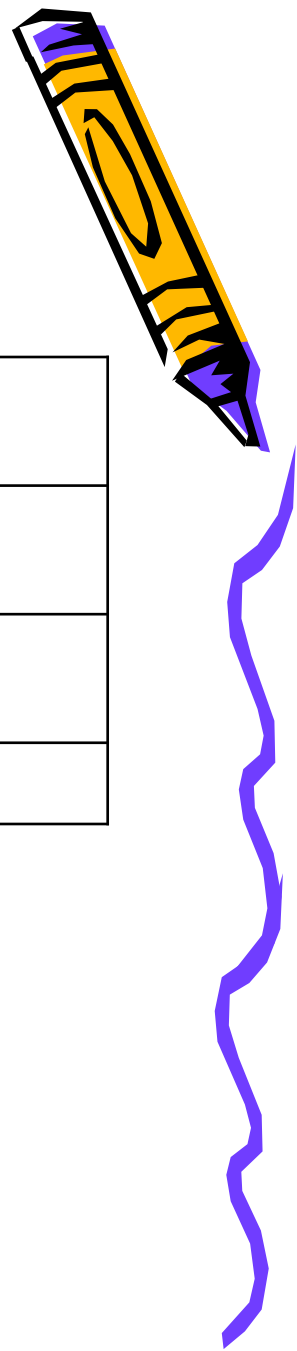
# English grammar, punctuation and spelling test Paper 2



Punctuation	
Capital letters	
Full stops	
Question marks	
Exclamation marks	
Commas in list	
Apostrophes	



# English grammar, punctuation and spelling test Paper 2



Vocabulary	
Prefixes	
Suffixes	



6

What type of word is underlined in the sentence below?

Poppy held the baby rabbit gently in her arms.

Tick **one**.

an adjective

an adverb

a noun

a verb

7

What type of word is brave in the sentence below?

The brave mouse marched up to the lion.


Tick **one**.

an adverb

an adjective

a verb

a noun




3

Tick one box to show where a **comma** should go in the sentence below.

Tick **one**.

Aisha found some red blue and purple beads in the box.




# WRITING

There is no set paper for assessing writing this year.

All pupils writing is assessed throughout the year .

Handwriting is assessed continuously.



# MATHS

- There are two different papers within maths.

## Paper 1- Arithmetic


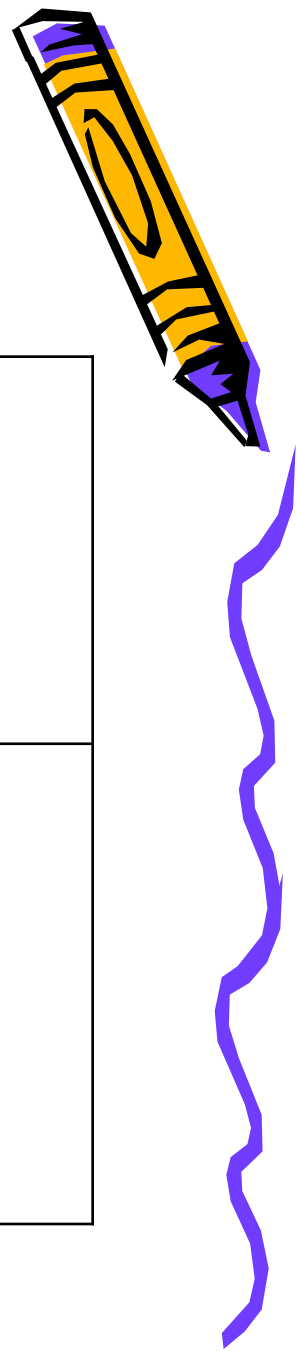
Assessing pupils' in:

- Whole numbers
- Place value.
- Counting
  
- Recommended time : 20 minutes

## Paper 2- Mathematical reasoning


Assessing pupils' in:

- **Solving mathematical problems**
- **Mathematical reasoning.**
  
- Recommended time : 35 minutes






# REPORTING



- All teacher assessments are sent to the Local Authority in June.
- You will be informed of your child's attainment in the summer term report.



# What can you do at home?




- Ensure your child is in school everyday and ready to learn. This is particularly important during the month of May.
- Make sure they always have a good nights sleep and a healthy breakfast before coming to school.



# What can you do at home?

## READING


- Continue to read and discuss their reading book everyday at home.
- Ask your child questions about what they are reading.
- Encourage the children to read 'unseen' texts; comics, fact books, quiz books, word searches, tv guide, road signs etc.
- Practice reading aloud their spellings.
- Help a sibling with their reading.



# What can you do at home?

## WRITING

- Have writing equipment available for your child to use.
- Encourage your child to write shopping lists, birthday cards, signs, labels etc.
- Practice writing their spellings on their own and in sentences.
- Practice writing using our cursive handwriting style.
- Encourage your child to write some descriptions using adjectives and connectives.



# What can you do at home?



## MATHS

- Practice counting whenever possible; forwards, backwards, in 2's, 5's and 10's etc.
- Encourage them to add and subtract amounts of money.
- Give them word problems to solve, ie. If there are 10 sweets in 1 pack, how many are there in 3 packs?
- Encourage your child to tell the time, describe shapes around them, help to measure when making cakes etc.
- Play board games as often as possible!





Thank you for your  
time.

